

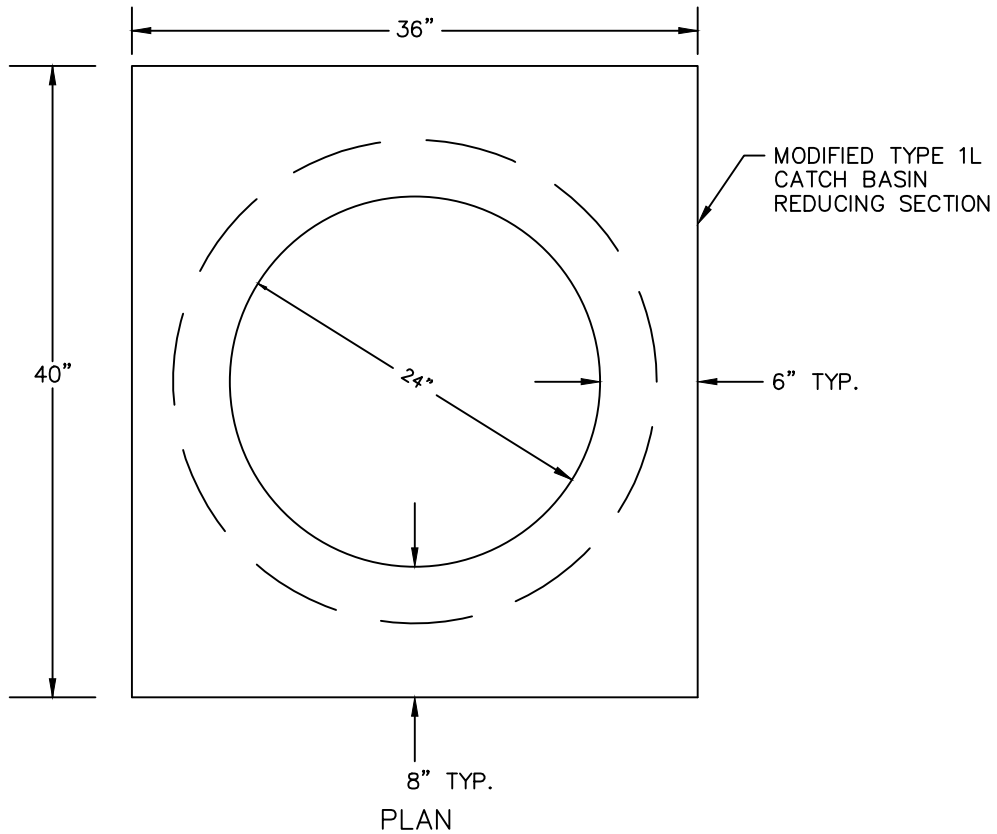


STEEL REINFORCEMENT  
PER MANUFACTURER



SECTION



NOTES:

1. ITEMS SHOWN SHALL BE PRE-CAST,
2. APPLY NON-SHRINK GROUT TO INSIDE AND OUTSIDE OF ALL JOINTS, RISERS, RINGS AND FRAMES.



City of  
Bellevue

STORM AND SURFACE  
WATER UTILITY

TITLE

CONVERSION RISER FOR  
CATCH BASIN TYPE 1-L