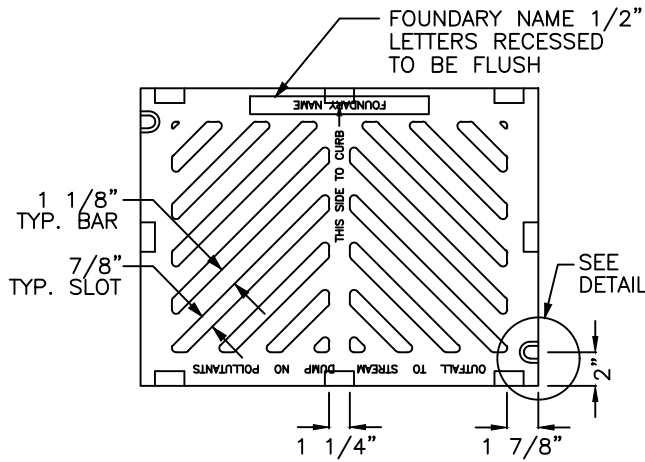
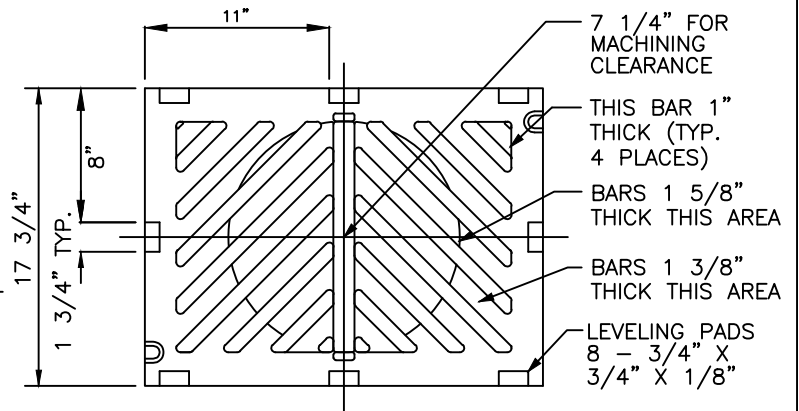


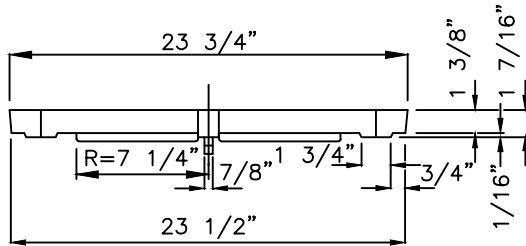
TOP VIEW



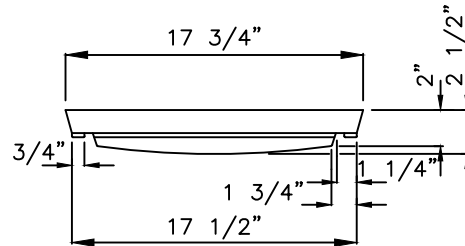
BOTTOM VIEW



SIDE VIEW

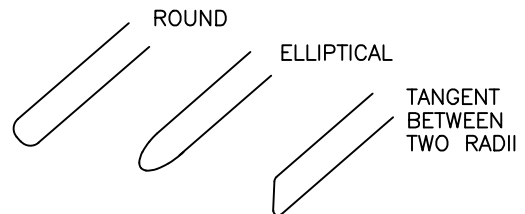
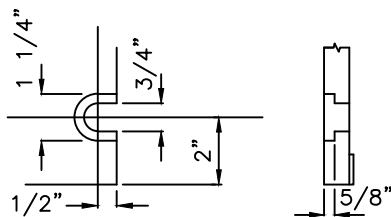


END VIEW



SLOT DETAIL

SEE NOTE 1



OPTIONAL DESIGN FOR
GRATE OPENINGS ENDS

NOTES:

1. SLOT FORMED AND RECESSED FOR 5/8"-11 NC X 2 SOCKET HEAD (ALLEN HEAD) BOLT.
2. GRATE SHALL BE DUCTILE IRON.
3. SHALL CONFORM TO SEC. 9-05.15 OF THE STANDARD SPECIFICATIONS.
4. USE VANED GRATE IN CURB LINE.
5. USE FRAME SHOWN IN STANDARD DETAIL.



City of
Bellevue

STORM AND SURFACE
WATER UTILITY

TITLE

PARKING LOT/AREA
GRATE