



7/7 to 7/3 Reduced Pole Height

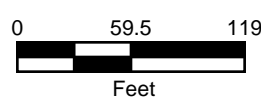


Figure 1



7/13 to 7/8 Reduced Pole Height

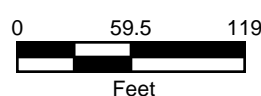


Figure 2



7/18 to 7/14 Reduced Pole Height

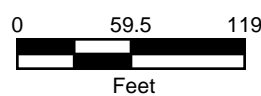


Figure 3



NOTE: Figure is for discussion purposes only and based on preliminary design

8/3 to 7/19 Reduced Pole Height

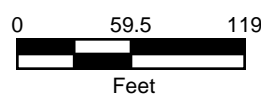


Figure 4

KOP CENTRAL 18 SEGMENT 2



Address	4411 137th Ave SE, Bellevue
Date	5/7/2014
Time	10:53 AM
Viewing Direction	Northwest
City's Alternative Pole Heights	~65 feet
Conceptual Project in CUP Pole Heights	~80 feet



energize**EASTSIDE**





City's Alternative

Photo simulations are for discussion purposes only and may change pending public, regulatory and utility review

9/4/2018



Conceptual Project in CUP

Photo simulations are for discussion purposes only and may change pending public, regulatory and utility review

8/4/2017

Address	4411 Somerset Dr SE, Bellevue
Date	7/24/2017
Time	9:26 AM
Viewing Direction	South
City's Alternative	~65 feet
Conceptual Project in CUP	~75 feet

KOP CENTRAL 39 SEGMENT 2